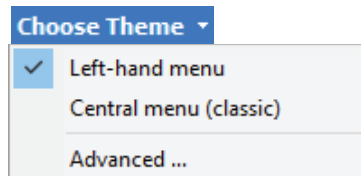
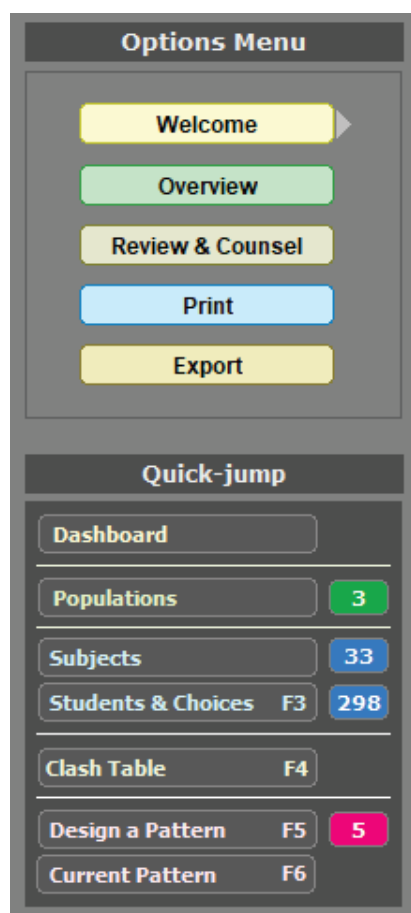


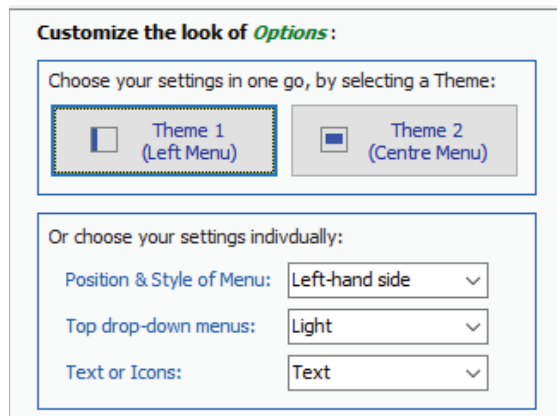
New Features in *Options* 2023

New 'Theme' appearance

Options now allows you to customise the appearance of the main screens :



Clicking on Advanced gives you some further options:



The drop-down menus at the top of your screen can have a light or a dark background.

And labels on the *Options* 'switchboard' can be icons (as before) or they can be text.

Play around until you find the look you prefer.

In both Themes there is now a 'Dashboard', that summarises all your key information on one screen:

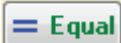
Dashboard

The dashboard is titled 'Options Dashboard' and is divided into several sections. The top section is 'Welcome & Support' with three sub-panels: 'Welcome to Options' (with a 'Welcome' button), 'Help & Support' (with a 'Support' button), and 'Keep up-to-date' (with 'Version 4.300', 'Check for Updates', 'Newsletter', and 'Social Media' buttons). The 'Basic Data' section has four panels: 'Populations' (3, with 'Current: Year 12', 'Choices: 4', 'Reserves: 1', and 'View / Change' button), 'Subjects' (33, with 'By Faculty / Department / Colour:' and 'View'/'Import' buttons), 'Students' (298, with 'Female: 144', 'Male: 154', 'Other: 0', 'Not Kn: 0', and 'View'/'Import' buttons), and 'Choices' (4, with 'All made: 282', 'Missing 1: 15', 'Missing 2: 0', 'None: 0', and 'View'/'TOOLS online' buttons). The 'Analysis & Building a Pattern' section has four panels: 'Most Popular Subjects' (with a bar chart and 'Clash Table'/'Gender Bias' buttons), 'Unpopular Subjects' (with '0: No one wants La Ch' and 'Combinations: A and B, A or B' buttons), 'Patterns' (5, with 'Current: Solution 50', 'Student satisfaction: 80.2%', 'Date: 28/11/22', and 'Library / Design'/'Current' buttons), and 'Review' (with 'Students not yet satisfied: 28', 'Review & Counsel', 'Compare Pattern with last year: Feasibility Study', 'Friendships, bullying, etc', and 'Student Requests' buttons). The 'Printing & Exporting' section has three panels: 'Print / Publish' (with 'Students' Choices for Population *Year 12', 'Pattern #50 / Solution 50', 'Printed 28/11/2022, 18:17', and 'Reports'/'Charts' buttons), 'Export' (with '... to Custom file', '... to MailMerge', '... to TimeTabler', and 'Export to Excel, your MIS, etc' buttons), and 'Specials' (with 'Subject Combos', 'Notes', 'Gender Clash Table', 'Custom', 'Compare Patterns', and 'Exam timetables' buttons). The 'House-keeping' section has 'Last Backup taken: 28/11/22' and 'Backup now'/'Auto-Backup Library' buttons.

Most of the items are clickable and will take you straight to that named feature.

continued...

Equalising on Gender



Select any group on the Current Pattern, click: **More** ➡ Equalise by Gender ➡ Girls, or ➡ Boys. It shows you a list of students who can be swapped, and then makes the swaps for you.

Clearly, how successfully girls and boys can be spread between 2 groups of (say) History depends on how many of each sex chose History, what their other choices are, what the rest of the pattern looks like, etc.

And of course equalising on Girls for one subject, may make another subject less equal. So this feature should be reserved for cases where you deem it really important that Girls (or Boys) are spread as equally as possible between the (2+) groups of this subject.

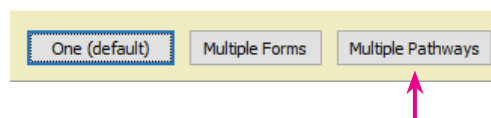
Transferring data - 1

If one person enters Students & Choices into one copy of **Options**, and then wants to send them over to another population in another copy of **Options** ...or to move them between 2 Populations in one copy of **Options**, then:

1. Go to the Students & Choices Screen, and click on: **Print** ➡ Export Students & Choices. This creates a CSV file to take over to your other copy / population.
2. Go to the Students & Choices Screen, and click: **Import Students** ...to import this file in the usual way.

Transferring data - 2

If you have students in 2 different Pathways, you can choose to export the 2 Pathways of Students to 2 different copies of TOOLS, via Export ➡ TOOLS ➡ Export Students ➡ Multiple Pathways:



Miscellaneous

including features added late into *Options 2022*, taken from requests to the WishList.

Export to MIS

The link below has now been updated to include the export directly to Arbor:
www.timetabler.com/export/Exporting-From-Options/

Favour their 1st choice:

New feature at: Pattern Design ➡ Give priority to 1st choice.

Print ➡ Export to CSV

This export has been added to the Subjects Screen and to the Students & Choices Screen.

Clash Table

The Combinations button has extra items: so you can choose subjects A AND B, or A OR B.



Mail-Merge letter

This can now include 'Student Comment'.

TOOLS

You can now Edit a student's Username by clicking on it.

Other news

- The free **Gold-Start** Support for New purchasers continues, and in addition Users in existing schools can now purchase this enhanced support, or **Gold-Start PLUS**. Details at: www.timetabler.com/gold-start and on the Upgrade Order Form.
- The HelpScreens have been updated.
- Free Timetabling & options booklets are available at: www.timetabler.com/timetabling-ebooks/
- If you have your own ideas for the WishList, please send them to us.