

Help & Support for your timetabling

We provide the most comprehensive and expert timetabling support in the world.

We support you in 12 ways :

1 There is a free **Tutorial**, with a step-by-step Tutorial Booklet, to give you a quick introduction to the general style of the program.
Visit www.timetabler.com and use the Menu shown to get your free copy:

2 In *TimeTabler* every screen has its own interactive **HelpScreen** (as you can see in the free Tutorial versions).
Just click on the part of the screen you want Help on.



3 We provide a range of animated **HelpMovies** (video tutorials), to explain each main screen with a guided tour. This is good at the start, to learn it quickly, and also at the start of each new timetabling season for quick revision.



4 *TimeTabler* comes with a fully-illustrated 200-page **printed Manual**. This contains a large number of **Worked Examples**, from simple 'setting' to the most complicated 'Sixth Form'. It includes lots of timetabling Tactics, Tricks and Tips, spelt out step by step.

5 We provide a **QuickStart Guide**, with a checklist of steps that you need to take.

6 The book by Keith Johnson, Mervyn Wakefield and Chris Johnson on "*Timetabling – A Timetabler's CookBook*" is the standard 'bible' on timetabling principles. It covers every aspect from A to Z.

The web-site also has some free **INSET/CPD materials** on timetabling principles. And if you are **new** to timetabling, there is more information for you.

7 We send you a **monthly NewsLetter** to remind you of the essential tasks at each stage of the timetabling year. Email support@timetabler.com saying 'subscribe' if you would like to receive a copy.

8 You will have access to our 24/7 **SupportCentre**. This includes a large fully-searchable '**Knowledge Base**', where you can find answers to common timetabling problems, and you can download over 300 articles on timetabling.

9 We provide detailed documentation on how to **Export** your completed timetable to SIMS .net and the other Admin Systems.

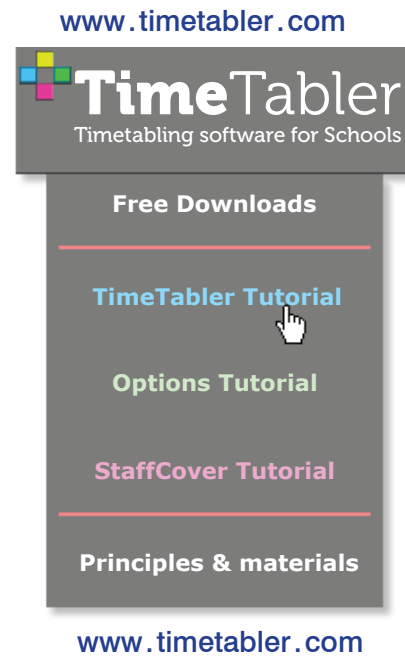
10 Before you start timetabling, our **Options** software helps you to find the most efficient arrangement of 'elective' choice subjects. Simply and quickly.

11 Above all there is the **HelpLine Support**, from our team of experienced timetablers. For New Users we provide **Gold-Start** Enhanced Support & Guidance. More details at: <http://www.timetabler.com/gold-start>

12 And if you need a training Course, or if you want some on-site in-school Help, then our **TimeTabler Associates** can provide it.

So we provide a complete service for Timetablers. For you.

For more information and free downloads, visit www.timetabler.com



QR code for your tablet or phone



How can your timetabling be easier ?

Timetabling has got more difficult in most schools recently. And it's likely to get even more difficult !

How can our latest *TimeTabler* software help?
There are many ways, but here are just 2 of them:

1 *TimeTabler* is **easier to use** than other software. It guides you through the 4 main steps of any timetable. The free Tutorial version shows you how. You can download a copy now.

“TimeTabler is a brilliant, easy to use, software package that is wonderfully supported by a highly knowledgeable team.”
– Keith Irvine, timetabler in Bishop's Stortford College, Hertfordshire

2 *TimeTabler* comes to you complete with an extensive **Help & Support** system.

All the main screens have an interactive Help button:
and a button to take you directly to the Library of HelpMovies (video tutorials):
And we offer Help in many other ways as well (see the back page).

“TimeTabler is excellent and very easy to use. The support offered by Keith and Chris Johnson and their team is excellent.”
– Ted Fenton, timetabler in Cokethorpe School, Oxfordshire

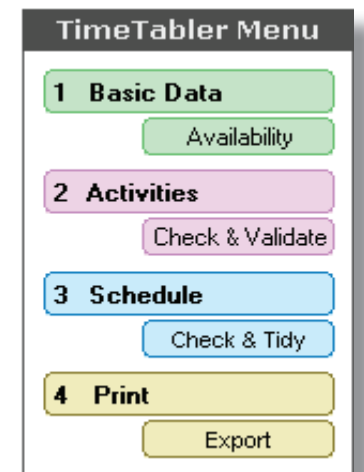
Just 2 of the ways to easier timetabling.

Make life easier ! Download a free Tutorial version and see what *TimeTabler* can do for you.

Yours sincerely,

Keith Johnson, Chris Johnson and the TimeTabler Team

“I looked at other programs and I discovered that your combination of Features and User-friendliness and the HelpLine Service could not be matched elsewhere.”



The Main Menu :
as straightforward as 1-2-3-4



Timetabling – the easier way

How does your current software compare?

Have a look at what Keith Johnson's **TimeTabler** will do for you:

✓ While you are scheduling, how do you know what to do next? Which is the best way forward? With **TimeTabler** that's easy. **TimeTabler** constantly looks ahead for you. It **prioritises** the lessons to be placed, and suggests the next step for you, so you can see the best way forward. And so work quickly. You can choose whether to use the suggestion or not. It's interactive – and you are in control.

✓ And **TimeTabler** also shows you the **Quality** of each possible position. And it recommends the best position. Get a good lesson-spread, especially with a 2-week cycle.

✓ If you wish, tell **TimeTabler** to do the next bit **automatically**, and then switch back to you, to continue **interactively**. It's flexible. It's your decision.

✓ If you hit a problem, and need some 'musical-chairs' solutions, then just click on: **Fit**. **TimeTabler** will show you the solutions — 2-step moves, 3-step solutions, 4-steps ... even up to 16-step solutions for those seemingly impossible cases.

And they are colour-coded to show their **Quality**, so you can quickly see which are the best ones for you.

Just click with your mouse and that solution is applied! Quick. Easy. Your choice.

✓ **TimeTabler** lets you schedule lessons on 'Auto' or with the keyboard or with your mouse by drag-and-drop. Whichever you prefer. But of course it will never let you double-book a teacher or class etc – so the timetable is guaranteed to work on the first day of term.

✓ And does it work with your MIS (admin system)? **TimeTabler** has an official **approved** export-import to **SIMS .net**, **SEEMiS**, **RM Integris**, **Progresso**, **iSAMS**, **PASS**, **SchoolBase**, **Engage**, etc. The full list is on our web-site. So you **don't** have to use the timetabling software bundled in with your MIS. Use a **better** one.

✓ **TimeTabler** is supported by the most comprehensive and expert timetabling help centre in the world. With immediate 24/7 access. **Help whenever you need it.** See the back page for more details.

Which of these features does your current software have?

There are 4 main steps in using **TimeTabler**:

1. Entering the Basic Data about your school

eg. the days and periods in your cycle; names of subjects and rooms; the names of your teachers, and their availability. (Or import the data from your MIS.)

2. Entering the Activities (lessons) you want to schedule this year

eg. Maths sets in Year 7; 'Consistent-setting' blocks in Year 9; Option blocks in Year 10; A-level blocks & IB in Year 12; etc, etc.

Unlike other software, **TimeTabler** can deal with ANY curriculum, of ANY complexity. And it looks after lesson-spread over a 2-week cycle.

In the free Tutorial version, all this data has been entered for you.

3. Scheduling your timetable

You can do this:

- **interactively** (you and the machine working together), and/or
- **semi-automatically** (you and the machine take turns), and/or
- **automatically** (you relax while the machine does the work).

You schedule at least one timetable during the free Tutorial.

The printed Manual, the HelpMovies, & the searchable KnowledgeBase include many **Worked Examples**, including complicated 'sixth forms'.

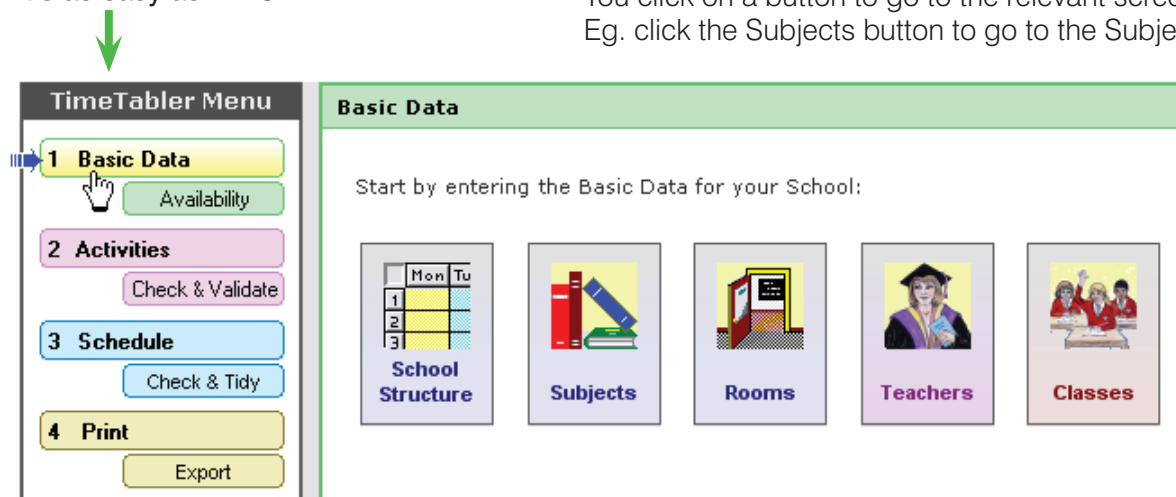
4. Printing & Exporting your completed timetable

TimeTabler will print your timetables on Paper and as Web-pages, and for emailing, in a huge variety of formats.

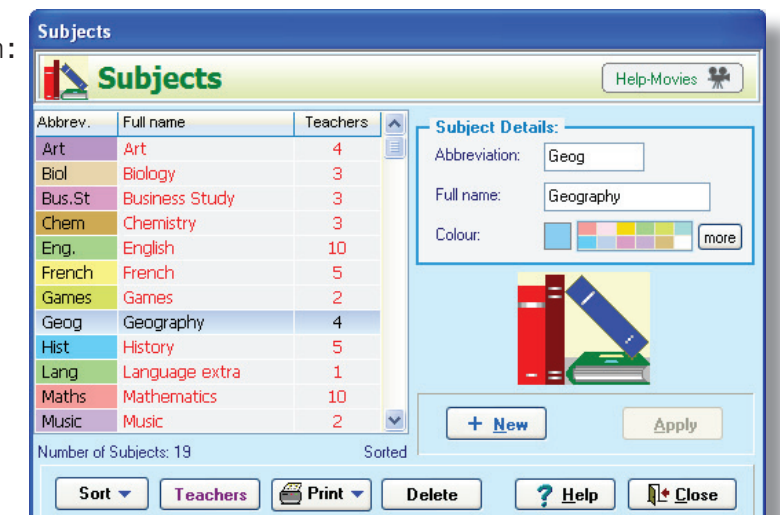
You can print Staff, Class, Room and Subject timetables, and you can print them as 'master' or individual timetables.

You can **Export** your final timetable into your school admin system such as: **SIMS .net**, **SEEMiS**, **Progresso**, **CMIS-Facility**, **RM Integris**, **iSAMS**, **WCBS/PASS**, **SchoolBase**, **Engage**, **Bromcom**, etc, etc.

The 4 steps above are also shown on **TimeTabler's** Main Screen, see below. It's as easy as 1-2-3-4.



You click on a button to go to the relevant screen. Eg. click the Subjects button to go to the Subjects Screen:



What people are saying:

To see full testimonials by named timetablers in named schools, please visit the web-site www.timetabler.com

"The **new** version of the program is absolutely superb." – Timetabler in Kent

"The export to **SIMS.net** was problem free." – Timetabler in London

"**Options** is as terrific as **TimeTabler** ... it is user-friendly, fast and efficient." – Timetabler in Lancashire

"Like **TimeTabler**, **StaffCover** has been brilliant." – Timetabler in Scotland

"Many thanks for the fantastic advice and support." – Timetabler in Wales

TimeTabler is used world-wide, in over 70 countries.

The speed of **TimeTabler** allows you to try many 'What if ...' scenarios before making a decision.

What if ... you are considering changing to a 6-period day ... or to a 2-week timetable ... or to Maths in single periods in Year 10 ... or ... ?

With **TimeTabler** you can try it first! Easily.

It runs in Windows XP, Win-7, -8, -10 and 'virtually' on a Mac.

Written **by** teacher-timetablers **for** teacher-timetablers.

The very latest version is even better than before ... why not try the **free** Tutorial?

We run a WishList system, so it is our Users who guide the development of new features ... so they do what schools really want and need.

Try the **free** Tutorials of **Options** and **StaffCover**. **Options** has the friendly **TOOLS** on-line system for your students/parents to use, to save your time.